



Protecting Children by Strengthening Families

Franklin County Children Services (FCCS) is a public agency mandated by federal and state law to protect children and strengthen families. The agency is committed to making sure that every child has a safe and stable home. Children Services' caseworkers and support staff work to build stable and supportive living settings for youth, strengthen family life and assist parents in meeting their responsibilities to their children.

FCCS helps children and their families through prevention, protection, placement and permanency programs. The agency protects and cares for children in cooperation with parents whenever possible, by providing services to alleviate their problems including:

- In-home counseling and community social and mental health services
- Placement of children in temporary foster homes
- Emancipation and volunteer services
- Day treatment
- Other supportive services that enable the parents or caregivers to maintain or resume their role in raising their children

Our Mission

Through collaboration with families and their communities, we advocate for the safety, permanency and well-being of each child we serve in a manner that honors family and culture.

Our Vision

Safety, permanency and well-being for every child

Our Guiding Principles

- We are child welfare professionals
- We value every child
- We honor families
- We value partnerships





24-Hour Child Abuse Hotline: (614) 229-7000

General Information: (614) 229-7100

Communications: (614) 275-2523

Volunteers and Mentors: (614) 275-2690

Kinship: (614) 341-6161



Visit childrenservices.franklincountyohio.gov for more information.

STATISTICS

Prevalence of Child Abuse in Franklin County



Protecting Children by Strengthening Families

| Totals | 2017 | 2016 |
|---|---------------|---------------|
| Total Number of Children Served | 32,160 | 32,941 |
| Total Number of Children Served in Placement | 4,288 | 4,103 |
| Total Referrals Received | 32,230 | 31,639 |
| <i>(By type of referral)</i> | | |
| Child Abuse and Neglect | 83.5% | 80.3% |
| Dependency | 4.5% | 3.8% |
| Family in Need of Services | 8.6% | 9.9% |
| Information and Referral | 3.4% | 6.1% |
| Total Screened In and Screened in Alternative Response Referrals | 13,315 | 13,500 |
| <i>(By type of referral)</i> | | |
| Child Abuse and Neglect | 85.2% | 83.9% |
| Dependency | 3.4% | 3.7% |
| Family in Need of Services | 11.4% | 12.5% |
| Child Abuse and Neglect Investigations Conducted | | |
| Total Abuse Investigations | 8,227 | 8,060 |
| Physical Abuse | 6,597 | 6,474 |
| Sexual Abuse | 1,366 | 1,330 |
| Emotional Abuse | 265 | 256 |
| Substantiated | 10% | 14.3% |
| Indicated | 5.8% | 5.5% |
| Unsubstantiated | 28.1% | 27% |
| Differential Response | 56% | 57.7% |
| Total Neglect Investigations | 3,932 | 3,860 |
| Substantiated | 14.3% | 11.9% |
| Indicated | 2.1% | 3% |
| Unsubstantiated | 20.8% | 19.6% |
| Differential Response | 62.8% | 65.5% |
| Total Number of Dependency Reports Investigated | 455 | 493 |

Data sourced from the Ohio Department of Job and Family Services (ODJFS) State Automated Child Welfare Information System (SACWIS).