

2021 STATISTICS

Each year, Franklin County Children Services helps more than 29,000 children and their families through prevention, protection, placement and permanency programs. Through collaboration with families and their communities, we advocate for the safety, permanency and well-being of each child we serve in a manner that honors family and culture. Listed below are annual statistics that address some of the most commonly asked questions.



How many children do you serve?



29,448

Total number of children served in 2021

How many referrals do you receive?



28,979

Total number of referrals received in 2021

How many referrals were screened in?



13,430

Total number of screened in referrals in 2021

How many referrals were transferred?



1,952

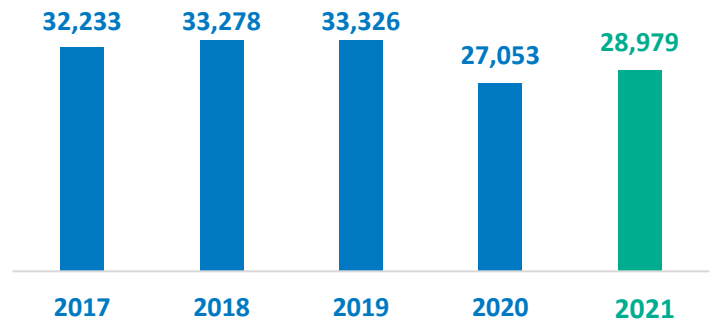
Total number of referrals transferred to ongoing case management services in 2021

What are the types of referrals?

| Report Type | Percentage |
|----------------------------|------------|
| Child Abuse and Neglect | 88% |
| Family in Need of Services | 4% |
| Information and Referral | 4% |
| Dependency | 4% |

Breakdown of total number of screened in referrals in 2021

How did 2021 compare to previous years?



Annual number of referrals received since 2017

2021 STATISTICS

What happens after a referral is received?

Referred (29,448)

- After a referral is received, it is screened in (accepted for further review), screened out, or classified as information/resources only.



Screened In (13,430)

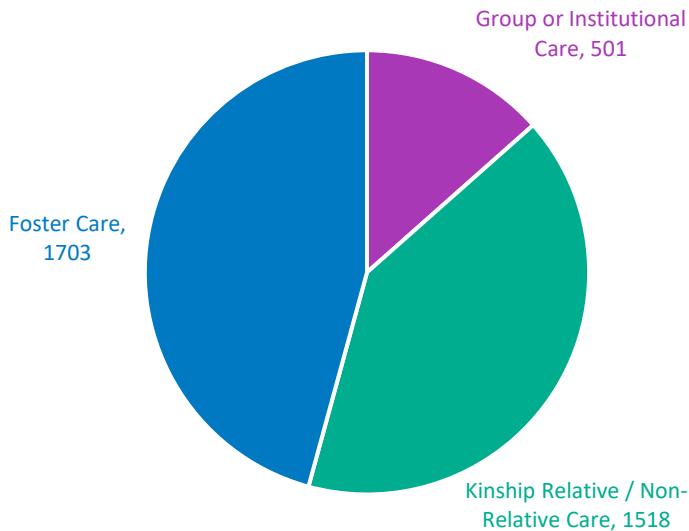
- Screened in referrals are investigated and then either closed, closed and referred to services, or transferred for ongoing case management services.



Transferred for ongoing services (1,952)

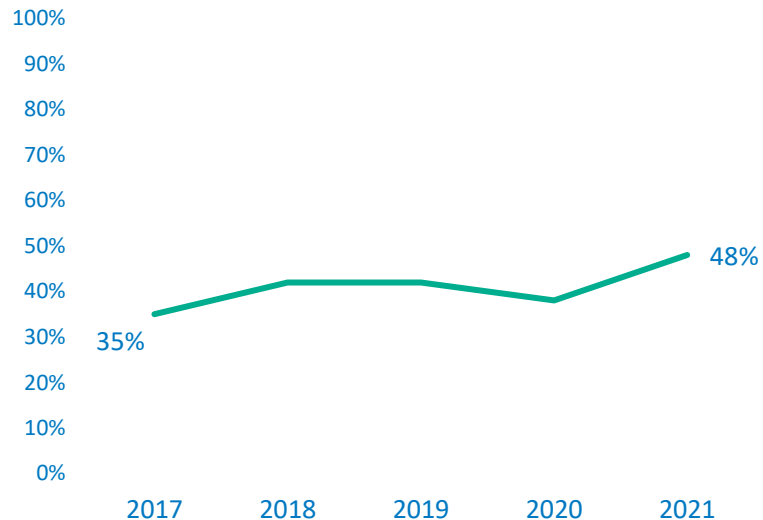
- Once a case is transferred for ongoing services, if custody is granted to the agency, the child(ren) may be placed in an out of home care setting.

How many children were placed in 2021?



Number of children in care by placement type in 2021

How has the percent of kinship placements changed over time?



Percent of children initially placed in Kinship Relative/Non-Relative Care increased from 2017 to 2021

For more information contact Community Outreach at FCCSOutreach@fcss.us