

2020 STATISTICS

Each year, Franklin County Children Services helps more than 29,000 children and their families through prevention, protection, placement and permanency programs. Through collaboration with families and their communities, we advocate for the safety, permanency and well-being of each child we serve in a manner that honors family and culture. Listed below are annual statistics that address some of the most commonly asked questions.



Protecting Children by Strengthening Families

How many children do you serve?



29,307

Total number of children served in 2020

How many referrals do you receive?



27,052

Total number of referrals received in 2020

How many referrals were screened in?



12,827

Total number of screened in referrals in 2020

How many referrals were transferred?



1,674

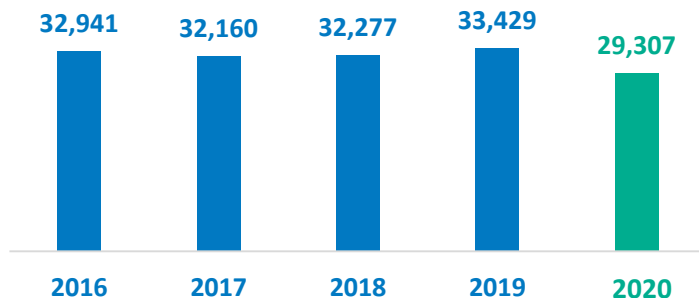
Total number of referrals transferred to ongoing case management services in 2020

What are the types of referrals?

Report Type	Percentage
Child Abuse and Neglect	87%
Family in Need of Services	6%
Information and Referral	5%
Dependency	2%

Breakdown of total number of screened in referrals in 2020

How did 2020 compare to previous years?



Annual number of referrals received since 2016

2020 STATISTICS

What happens after a referral is received?

Referred (29,307)

- After a referral is received, it is screened in (accepted for further review), screened out, or classified as information/resources only.



Screened In (12,827)

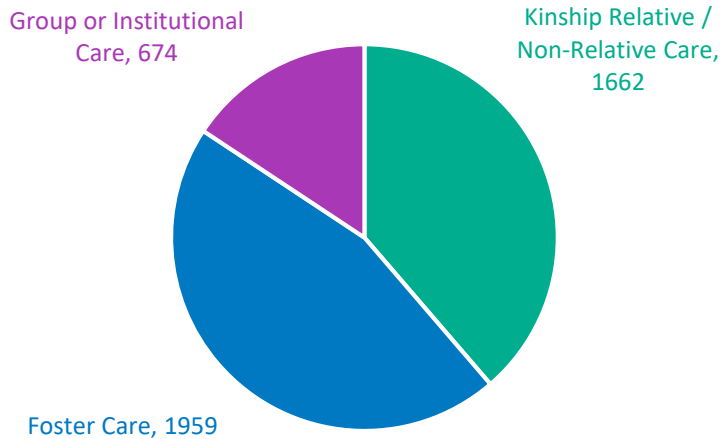
- Screened in referrals are investigated and then either closed, closed and referred to services, or transferred for ongoing case management services.



Transferred for ongoing services (1,674)

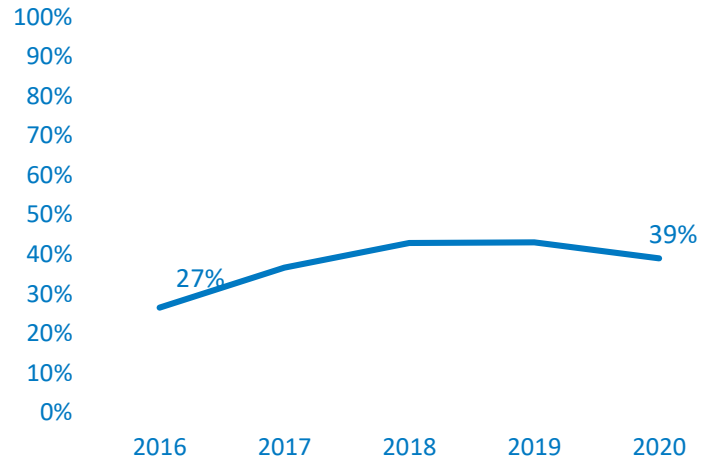
- Once a case is transferred for ongoing services, if custody is granted to the agency, the child(ren) may be placed in an out of home care setting.

How many children were placed in 2020?



Number of children in care by placement type in 2020

How has the percent of kinship placements changed over time?



Percent of children initially placed in Kinship Relative/Non-Relative Care increased from 2016 to 2020

For more information contact Community Outreach at FCCSOutreach@fcss.us